



VETRINE GELATERIA
ICE CREAM SHOWCASES
L.1000

VETRINA GELATERIA ALBA

SHOWCASE FOR ICE CREAM "ALBA"

Dimensioni Dimensions

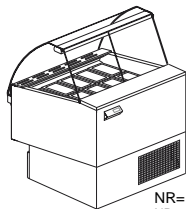
Codice Code

€

Statico Static

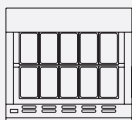
Con U.C.
With C.U.

6100UC



NR= 10 vaschette gelato
NR= 10 ice cream basins

pianta



COSTO VASCHETTE GELATO DA AGGIUNGERE AD OGNI VETRINA = € 36,50
ICE CREAM BASIN COST TO BE ADDED TO EACH SHOWCASE = € 36.50

L.1250

Dimensioni Dimensions

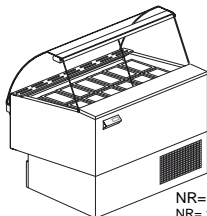
Codice Code

€

Statico Static

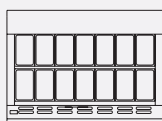
Con U.C.
With C.U.

6125UC



NR= 14 vaschette gelato
NR= 14 ice cream basins

pianta



COSTO VASCHETTE GELATO DA AGGIUNGERE AD OGNI VETRINA = € 36,50
ICE CREAM BASIN COST TO BE ADDED TO EACH SHOWCASE = € 36.50

L.1500

Dimensioni Dimensions

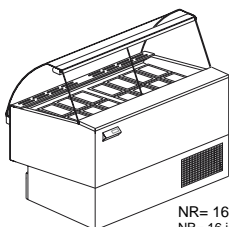
Codice Code

€

Statico Static

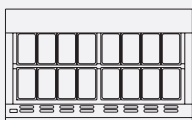
Con U.C.
With C.U.

6150UC



NR= 16 vaschette gelato
NR= 16 ice cream basins

pianta



COSTO VASCHETTE GELATO DA AGGIUNGERE AD OGNI VETRINA = € 36,50
ICE CREAM BASIN COST TO BE ADDED TO EACH SHOWCASE = € 36.50

L.2000

Dimensioni Dimensions

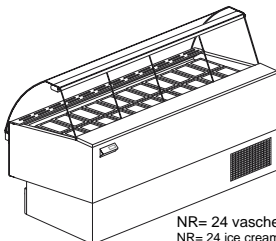
Codice Code

€

Statico Static

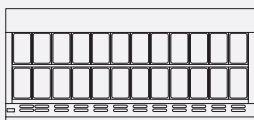
Con U.C.
With C.U.

6200UC



NR= 24 vaschette gelato
NR= 24 ice cream basins

pianta



COSTO VASCHETTE GELATO DA AGGIUNGERE AD OGNI VETRINA = € 00,00
ICE CREAM BASIN COST TO BE ADDED TO EACH SHOWCASE = € 00.00